

Polar Bear Challenge

Nobscot Scout Reservation
Sudbury, MA
January 16-17, 2016



LEADER'S FIELDBOOK

Table of Contents

General Information.....	3
Klondike Location.....	3
Patrol Size.....	3
Arrival / Check in Process.....	3
Headquarters.....	3
Tour Permits.....	3
Bathroom Facilities.....	3
Water Facilities.....	3
Garbage.....	3
Parking.....	3
Prohibited Items.....	3
Buddy System.....	3
Personal Radios.....	3
Cooking Fuels.....	3
Lights Out.....	4
First Aid.....	4
Patches.....	4
Campfire Program.....	4
Patrol Equipment Required.....	4
Klondike Schedule.....	5
Klondike Events.....	6
Events Purely for Pride.....	8
Scoutmaster & Patrol Cook-off.....	Error! Bookmark not defined.
Smokeshifter Competition.....	Error! Bookmark not defined.
"Trail-In" Inspection Sheet.....	9
Campsite Inspection Sheet.....	10
Klondike Map.....	11
Unit Roster.....	13
Unit Roster.....	14
Klondike Evaluation.....	15

General Information

Klondike Location

This year the Klondike Derby will once again be held at **Nobscot Scout Reservation** in Sudbury, MA. **All units should plan to arrive Saturday Morning.**

Patrol Size

Each patrol competing must be made of between 4 and 8 Scouts.

Arrival / Check in Process

All units will arrive on Saturday morning. As units arrive, you will unload your gear and move your vehicles to the overflow parking lot.

Headquarters

The Klondike headquarters will be White Hall. If you or anyone in your group needs to leave camp for any reason please check in with HQ. During the weekend you may contact the Klondike staff by calling (number to be provided at check-in).

IF YOU NEED TO LEAVE CAMP FOR ANY REASON YOU MUST NOTIFY HQ OR ONE OF THE AREA HEADS WHO WILL THEN NOTIFY HQ.

Tour Permits

All units must file a tour permit. Copies of tour permits will be collected at registration.

Bathroom Facilities

Latrines are located throughout Nobscot. No flush toilets are available. For latrine locations, please see the attached map.

Water Facilities

Water is available at several pumps throughout camp. Water is also available at a hose spigot on Henderson Lodge.

Garbage

All units should plan to carry in and carry out. Trash dumpsters will NOT be available.

Parking

Parking is limited so please try to bring as few vehicles as possible.

Prohibited Items

The Klondike staff or Scout Camp reserves the right to confiscate any prohibited items or items felt to be unsafe from either campers or adults.

Prohibited Items are:

- Fireworks
- Firearms
- Alcohol
- Tobacco use or possession by under age individuals
- Ammunition
- Knives w/blades 3” or fixed
- Laser Pointers
- Any other item determined to be unsafe

Buddy System

Please remind all Scouts that the Buddy System should be used at all times. Campers should never travel alone.

Personal Radios

Proper radio etiquette and respect for other users should be used at all times.

Throughout the Klondike, staff will be using two way radios to communicate. If you happen to come across one of the channels being used by the staff, please switch to a different channel.

Cooking Fuels

Adult supervision must be provided when scouts are handling propane or white gas. Charcoal and wood may be used established fire rings only.

FIREWOOD

Due to beetle infestation concerns,

NO FIREWOOD IS PERMITTED TO BE BROUGHT INTO NOBSCOT.

Lights Out

Quiet time in camp is from Taps (10:30 pm) until reveille (7:00 am). We ask that you respect this time for all, and have all Scouts remain in their sites during this time. Nearby campsites will appreciate the quiet as you surely will from them.

First Aid

Each unit should bring their own first aid kit. The First Aid area will be located at White Hall) Any emergencies should be reported immediately either to one of the activity leaders or by calling the headquarters. Activity leaders will have a radio to contact HQ.

Patches

Patches will be distributed to Scoutmasters at the Saturday night "Cracker Barrel."

Campfire Program

The campfire will be held in White Hall. Based on past experience and the questionnaire comments we received, we promise this will be a much more organized and efficient event.

This year we have moved the campfire program indoors! We are asking any unit and/or patrol that wants to do a song or skit to do a short write-up of what you want to do, and submit it at registration on Saturday morning. We will pick just a few, to keep the campfire program quick.

Saturday Evening Cracker Barrel

Every unit is requested to send their Senior Patrol Leader and at least one Adult Leader to the Saturday evening Cracker Barrel. There will be some light refreshments and desserts. There will also be **important announcements** and **distribution of patches**, so it is very important that your unit leadership be represented.

Patrol Equipment Required

The following is a listing of equipment that each patrol should have with them in their sled as they compete in each event.

- Patrol Flag
- Scout Handbook
- Current Written Weather Report
- Pocket Knife
- Rain / Snow Gear
- 50 ft. Nylon Rope
- Totin' Chips
- Pencil or Pen
- First Aid Kit
- Sleeping Bag
- Small Tarp
- 2 Quarts of Water per Patrol Member
- Map and Compass
- Flint & Steel or Hot Spark Kit
- Matches, Weatherproof
- Three 12 Foot Lengths of 1/4" Hemp Rope
- Bow Saw & Axe
- 2 Water Pails
- Klondike Sled
- Trail-in Inspection Sheet

Klondike Schedule

<u>WHEN</u>	<u>WHO</u>	<u>WHAT</u>	<u>WHERE</u>
<u>Saturday, 16 January 2016</u>			
0800-1000	All	Registration	White Hall
0800-1000	Scouts	'Trail-In' Inspection	Station 0 on Map
1000-1130	Scouts	Campsite Setup	Unit's Campsite
1130-1230	All	Lunch	Unit's Campsite
1230-1245	All	Opening Ceremony	Cabin 34 (Pond View Cabin)
1245-1250	SPL	SPL Meeting (Immediately following opening ceremony)	Cabin 34 (Pond View Cabin)
1300-1600	All	Saturday Events	Activity Sites
1630-1830	All	Dinner / Campsite Inspections	Unit's Campsites
1830	Scoutmaster / SPL / PL	Scoutmaster & Patrol Dessert Contest (Send representatives with food to Cabin 34)	White Hall
1830-1915		Astronomy Event - Send at least two (2) representatives (buddy system) per troop or patrol to headquarters.	TBA
1930-2100	All	Campfire	White Hall
2130	SMs and/or ASMs & SPLs	Cracker Barrel / Leader's Meeting (Important Announcements / Patch Distribution.)	White Hall
2220	All	Taps (All Scouts in their sites. SMs account for Scouts)	
<u>Sunday, 17 January 2016</u>			
0700-0800	All	Breakfast	Unit's Campsite
0810-0830	All	Scouts Own	In Unit sites (run by each unit as needed)
0900-1000	Scouts	Grand Klondike Derby	Thirty Rod Road
1000-1100	All	Closing Ceremony / Awards	Cabin 34 (Pond View Cabin)
1100-1230	All	Troops break camp / depart	
1300	All	All units out of camp	

Klondike Events

STATION I

ORIENTEERING COURSE

Location: Chilkoot Pass
Problem: A fallen tree has blocked the trail through Chilkoot Pass.
Solution: Using a map and compass, navigate through the woods to find the control points.
Scoring: Order of finish – penalties will be assessed for missed controls.

STATION II

LOG SAW

Problem: The temperature is dropping. To survive you must build a campfire, but you need cut wood.
Solution: Patrol members must use a bow saw to cut a log into three (3) approximately sixteen inch (16”) lengths, and then use an axe to split each of the three (3) chunks in half to produce to six (6) pieces of firewood. Logs will be provided. Bow saw and axe should come from Patrol Sled.
Scoring: This is a timed event.

STATION III:

FIRE BUILDING

Location: Bonanza Creek – near an isolated timber forest many miles from any town.
Problem: With temperatures dropping fast, one of your team has fallen into a creek. You must quickly build a fire to warm him before hypothermia sets in.
Solution: Build a fire using materials you have on your sled. You will use either flint & steel or a hot spark kit to start fire. No liquid fuel or other accelerant, fire starter sticks or other such material, or paper may be used. “Char cloth” is OK. Rules may be adjusted on site depending on snow / weather conditions.
Scoring: Time taken to burn a string 18” high off the ground. Bonus pts: bring your hot spark or flint and steel kit.

STATION IV:

A-FRAME WALK

Location: Chilkat Glacier – a narrow pass over a treacherous glacier.
Problem: One of your team has broken his leg. You must assist him over the glacier.
Solution: Your team must lash together an A-frame from the material provided. A member of your team then mounts the frame while others “walk” him across the glacier.
Scoring: Based on time. (The A-Frame must hold together through the entire “walk”.)

STATION V

CROSSING THE YUKON RIVER GORGE

Problem: Your patrol is being stalked by a Polar Bear. To escape the Polar Bear, you must cross the river gorge. The weather is warm and the ice is thin.
Solution: Patrol members must tie a rope using a bowline knot around their waist before starting to cross the gorge. The patrol members must step through the center of each of the tires. Once the first patrol member reaches the end, the remaining patrol members must tie the safety rope around their waist before beginning the course. After the second patrol member has reached the ends of the course, the rope is coiled and thrown back to the remaining members of your patrol.
Scoring: This is a timed event. Three seconds will be added to your score each time a patrol member’s foot touches one of the tires. This is an 8-member patrol event. Patrols with less than 8 members will have scouts repeat.

STATION VI

TOMAHAWK THROW

Problem: Yukon Jack has challenged your patrol to a tomahawk throwing contest. Your reputations as skilled outdoorsmen are at stake
Solution: Make the high score.
Scoring: Points awarded based on accuracy. Tomahawk must stick in target.

STATION VII

LOG PULL

Location: Finnegan’s Point
Problem: A fallen tree has blocked the trail at Finnegan’s Point.
Solution: Your patrol must tie a rope to a log using appropriate Boy Scout Knots (timber hitch and half hitch) and pull the log a predetermined distance – then remove and coil the rope.
Scoring: This is a timed event.

STATION VIII**TENT SET UP**

Problem: Caught in a blinding snowstorm, each patrol must work as a team to set up their tent (provided) as quickly as possible for immediate shelter.

Solution: Scouts must use teamwork and communication to get this done fast.

Scoring: This is a timed event.

STATION IX**FIRST AID**

Location: Lake Labarge

Problem: One of your patrol members has fallen into Lake Labarge. You have pulled him out of the water, but what do you do next?

Solution: Treat for hypothermia, and then answer a series of questions related to the prevention and treatment of cold weather injuries.

Scoring: This is a scored event.

STATION X**Grand Klondike Race**

Location: Nixon Trail / Thirty Rod Road

Problem: Race around the pond in the shortest time

Solution: Using your Klondike sled, race around the pond along the Nixon, Wampum and Thirty Rod Road Trails. One Patrol member must ride inside the Klondike sled at all times. If the trails are snow covered, wheels are not allowed on sleds. If there is no snow, wheels are allowed but there will be different divisions for wheeled vs non-wheeled racers.

Scoring: This is a timed event.

Overall Klondike Derby Awards:

In order to satisfy popular demand, we are introducing awards for overall Klondike Derby winners this year. Points will be awarded for each of the ten (10) events above as follows:

1 st Place:	5 points
2 nd Place	4 points
3 rd Place	3 points
Completion*	2 points
Participation**	1 point

* Successful completion of the task(s) required at station, but not scoring in top three.

** Fully participated in event by making an honest effort, even if unable to successfully complete task despite best attempt.

The points for “completion” and “participation” are aimed at encouraging patrols to try to fully participate in the Klondike Derby by attempting to complete all stations. We have reduced the number of stations by one, and have made attempts to make things move more quickly at a couple of stations that had lines last year. This should make it easier for patrols to complete all of the remaining stations.

In case of any tie(s) in the overall scoring, the times in the Grand Klondike Race will be used as tiebreakers.

Events Purely for Pride*

Dessert Contest*

Scoutmasters and Patrols invited to participate in a dessert contest at dinner time on Saturday. Dessert must be prepared in camp, not in advance. SPLs should sign up their patrols / SMs at the Saturday morning SPL meeting. We are asking that you make enough so that after the judges sample it we can put some out for people to sample at the cracker barrel.

Scavenger Hunt*

Patrols will be provided with a copy of the scavenger hunt list at check-in Saturday morning. Commissioners will

score your results when they do the campsite inspections at Dinner time.

Astronomy*

Using your patrol's knowledge of the sky, identify the constellations in the sky.

* Ribbons will be awarded for the Dessert Contest, the Scavenger Hunt, and for Astronomy, but the results of these three events will not be counted toward the point totals for determining the overall Klondike Derby Winners.

"Trail-In" Inspection Sheet

Troop _____ Patrol _____

Inspection Category	Max Points	Points Awarded
1. Is the Patrol Flag Flying?	10	
2. Does the Patrol Leader have a written weather forecast for Saturday night showing source and time?	25	
3. Does the Patrol Leader have a WORKABLE COMPASS and can the patrol leader use it to ORIENT the Nobscot MAP?	10	
4. Does the patrol have a patrol FIRST AID KIT or individual kits?	25	
5. Are all SHARP TOOLS safely sheathed?	10	
6. Does the patrol have two (2) water pails?	10	
7. Are all Scouts properly CLOTHED (i.e. Mittens, Hat, Ear Protection, Winter Jackets and "Long Johns?")	25	
8. Are all Scouts properly SHOD? (Insulated & Waterproof - NO SNEAKERS!)	20	
9. Do all Scouts have raingear properly accessible?	20	
10. Are all packs neat, properly loaded and contents, including sleeping bag, protected from the weather?	10	
11. Are all pack loads proportional to the size and strength of the Scouts?	10	
12. Do all Scouts have MATCHES that are water proofed or in a water proof container?	10	
13. Is First Aid kit in a central location and visible?	15	
Maximum	200	

NOTE: Whole patrol must qualify or no score. No partial or pro-rated scores.

Patrol Leader: Resolve any disagreements with the inspection team head judge IMMEDIATELY. Your scores will not be changed later.

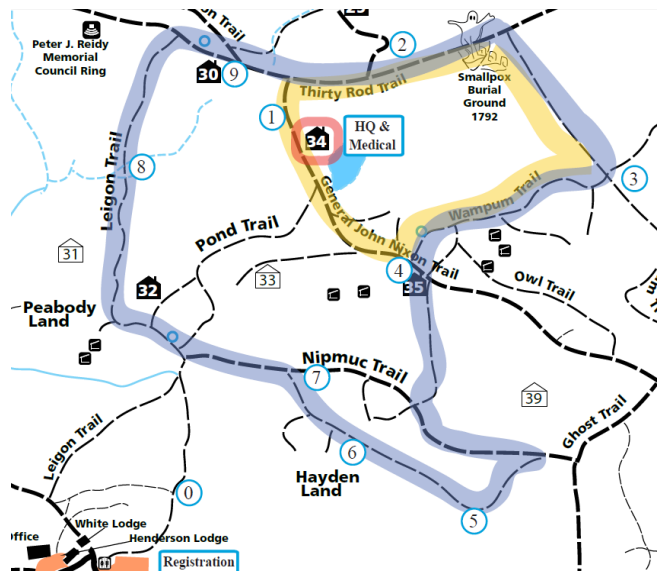
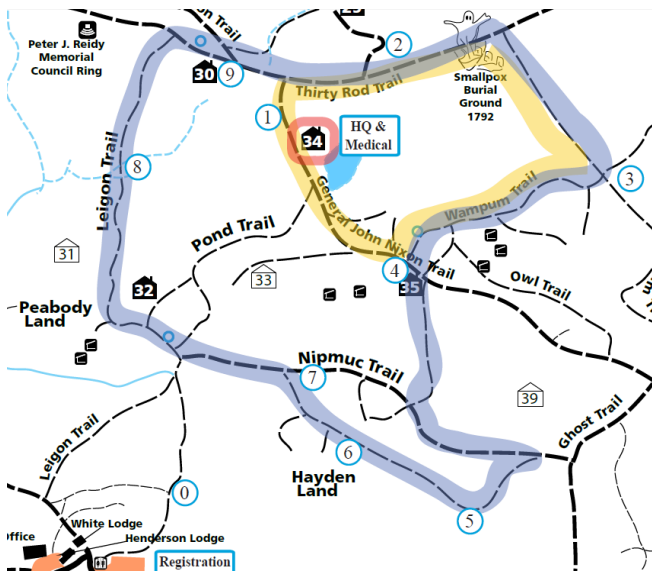
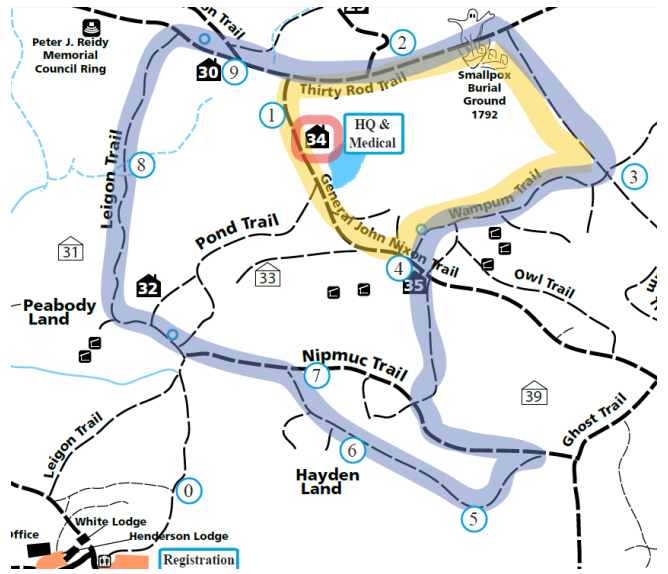
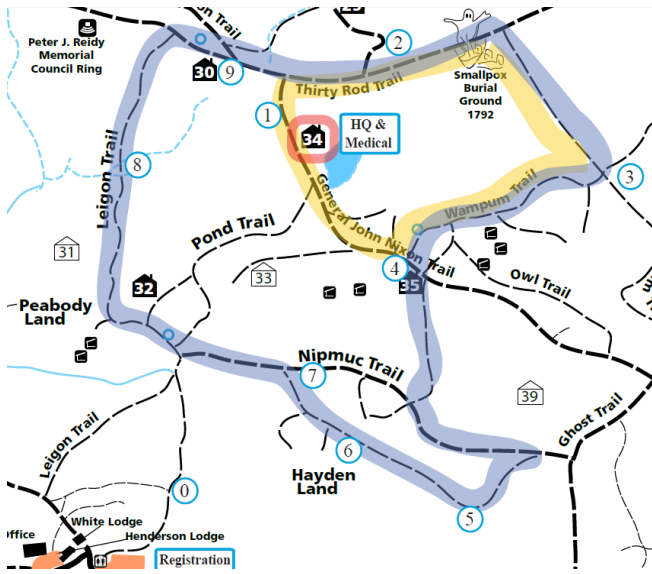
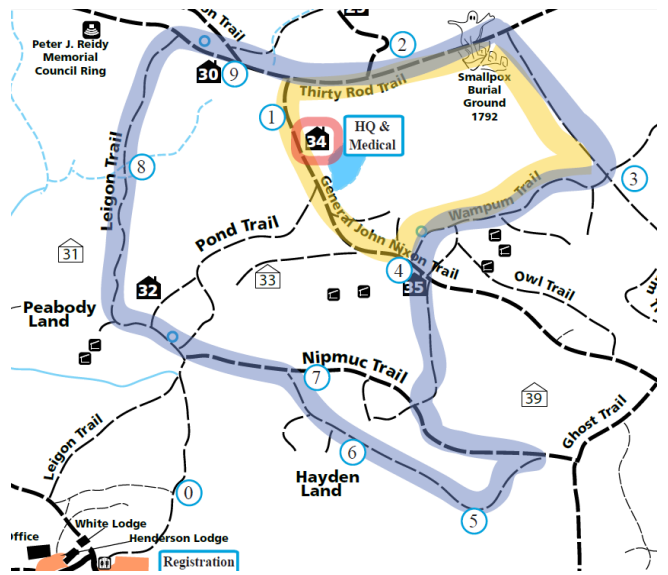
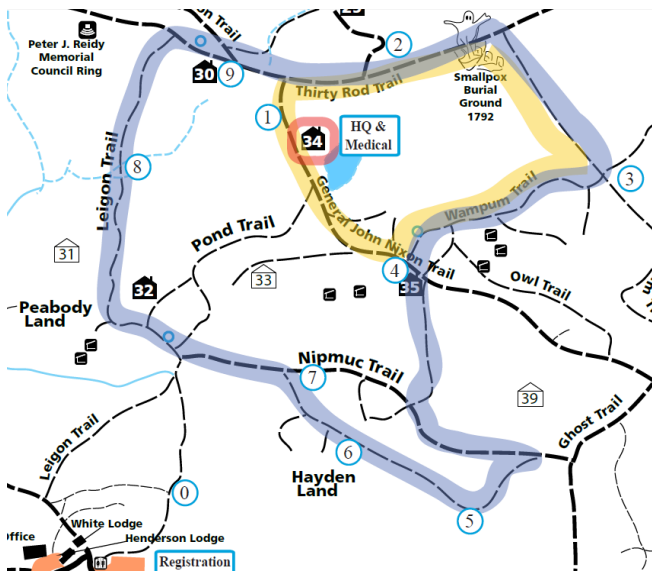
Campsite Inspection Sheet

Troop _____ Patrol _____

Inspection Category	Max Points	Points Awarded
1. Gateway	15	_____
2. Troop flag properly displayed	5	_____
3. U.S. flag properly displayed	5	_____
4. Duty roster posted	5	_____
5. Menus posted	5	_____
6. Klondike schedule posted	5	_____
7. Water for cooking / cleaning stored properly	5	_____
8. Shovel or fire bucket in site	10	_____
9. Chemical fuels properly stored and identified	5	_____
10. Food properly stored	10	_____
11. Cooking area clean and organized	5	_____
12. Cooking utensils clean and stored	5	_____
13. First Aid kit in a central location and visible	15	_____
14. Clothes lines and other lines marked for safety	5	_____
15. Tents properly pitched	5	_____
16. Tents at least 10 feet from roads	5	_____
17. Tents setup in patrol fashion	5	_____
18. Beds made or rolled	5	_____
19. Clothing / equipment neatly stored	5	_____
20. Garbage bag available and in use	5	_____
21. No litter in campsite	15	_____
22. Useful and creative camp gadgets present	25	_____
23. Overall impression of campsite	30	_____
Total Points	200	_____

Klondike Derby Map of Nobscot

An updated map of Nobscot Scout Reservation, with all of the stations for this year's Klondike Derby, is being prepared and will be sent to you after you register. Small maps of the Grand Klondike Sled Race route for your patrols are on the next page.



Sons of Liberty / Flintlock District Polar Bear Challenge 2016 Unit Roster

Troop / Town: _____
 Scoutmaster: _____
 SPL: _____

Total # of Adults: X \$___ = _____
 Total # of Scouts: X \$___ = _____
 Unit Fee: _____
 Total Fee: _____
 Total Paid: _____
 Total Due: _____

STAFF USE ONLY	
Campsite:	

Adults	Email address	Phone

Patrol Name: _____

Members: (Max 8 per patrol)	Position (PL, APL)	Age

Sons of Liberty / Flintlock District Polar Bear Challenge 2016 Unit Roster

Patrol Name: _____

Members: (Max 8 per patrol)	Position (PL, APL)	Age

Patrol Name: _____

Members: (Max 8 per patrol)	Position (PL, APL)	Age

Klondike Evaluation

Please have Senior Patrol Leader, Assistant Senior Patrol Leader, and Scoutmaster fill out and return at check out. Each evaluation will be read and considered in the planning of future Klondikes. (Keep in mind that we had nothing to do with the weather, good or bad. Comments concerning weather will not help us improve our programs.)

Troop Number: _____ (Optional)

1. What did you like best about the Klondike and why?
2. What did you like least and why?
3. What could have been done differently to improve this Klondike?
4. Were the events able to include all of your scouts? If not, which events presented problems and what were they?
5. How were the evening programs? Content okay? Too Long? Too Short?
6. Did you feel that the staff was knowledgeable and organized? Need to improve? How?
7. Did the information packet include all of the information you needed? If not, what should have been included?

Comments:

We are always looking for willing volunteers to help out on Klondike staff. If anyone in your unit (youth or adult) is interested in staffing future Klondikes, please write their name and a way to contact them below.